


## THE TERRY FOX RESEARCH INSTITUTE (TFRI): UNDERSTANDING OUR RESEARCH PORTFOLIO



Program	Investment	Projects	Researchers	Partners
TFRI Research Grants Programs	\$19.1M	49	272	66
Marathon of Hope Cancer Centres Network	\$24.6M	127	375	100
Digital Health and Discovery Platform	\$200K	-	-	52
<b>Total</b>	<b>\$43.9M*</b>	<b>176</b>	<b>595<sup>†</sup></b>	<b>175<sup>‡</sup></b>

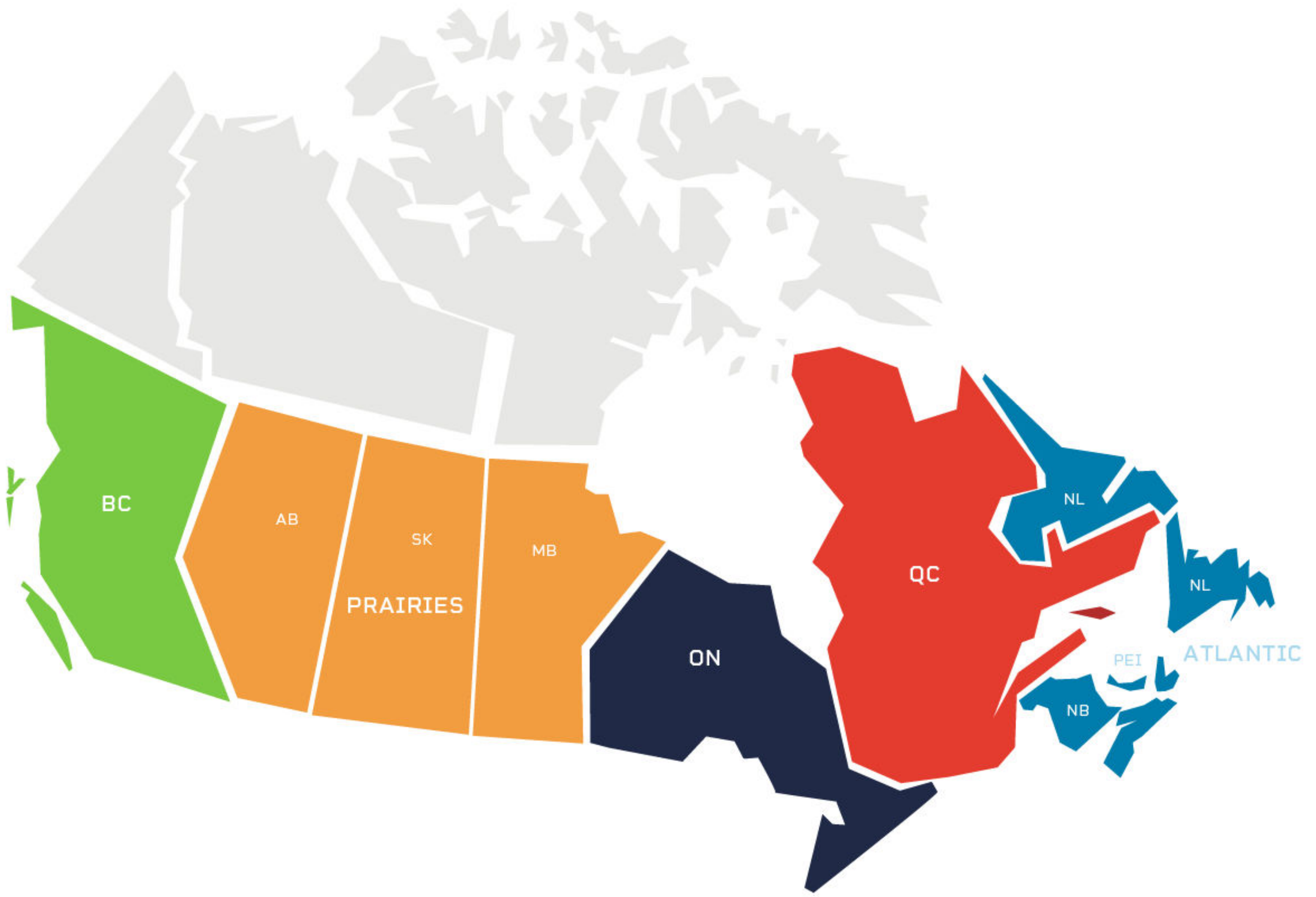
\*This amount reflects our direct investment in research and does not include the costs of operating TFRI's programs and projects. TFRI's total expenses in the 2023-24 fiscal year were \$47,093,578.

<sup>†</sup>A number of researchers work on several projects across program types. While these individuals are counted in more than one program type, the total number displayed at the bottom reflects the individual number of researchers we fund: 595.

<sup>‡</sup>Many of our research and partner institutions are part of more than one of our initiatives. While these partners may be counted in more than one program, the total number displayed reflects the individual number of partner institutions.

2023 - 2024 Fiscal Year

### REGIONAL NODES



BC	PRAIRIES	ON	QC	ATLANTIC
\$12.3M INVESTED	\$2.8M INVESTED	\$14.5M INVESTED	\$10.3M INVESTED	\$3.9M INVESTED
40 PROJECTS*	24 PROJECTS*	77 PROJECTS*	61 PROJECTS*	19 PROJECTS*
113 RESEARCHERS	61 RESEARCHERS	235 RESEARCHERS	138 RESEARCHERS	47 RESEARCHERS
19 PARTNERS**	25 PARTNERS**	37 PARTNERS**	39 PARTNERS**	26 PARTNERS**

\*Many of our projects are pan-Canadian in nature and their research is conducted in more than one region. Thus, project totals shown here should not be added up, as their sum will equal more than 176, the total number of projects we fund.

\*\*Many of our partners are national organizations, and are thus not counted in this regional map. The total number of Research and Funding institutions we partnered with was 175.

### YEAR-TO-YEAR COMPARISON

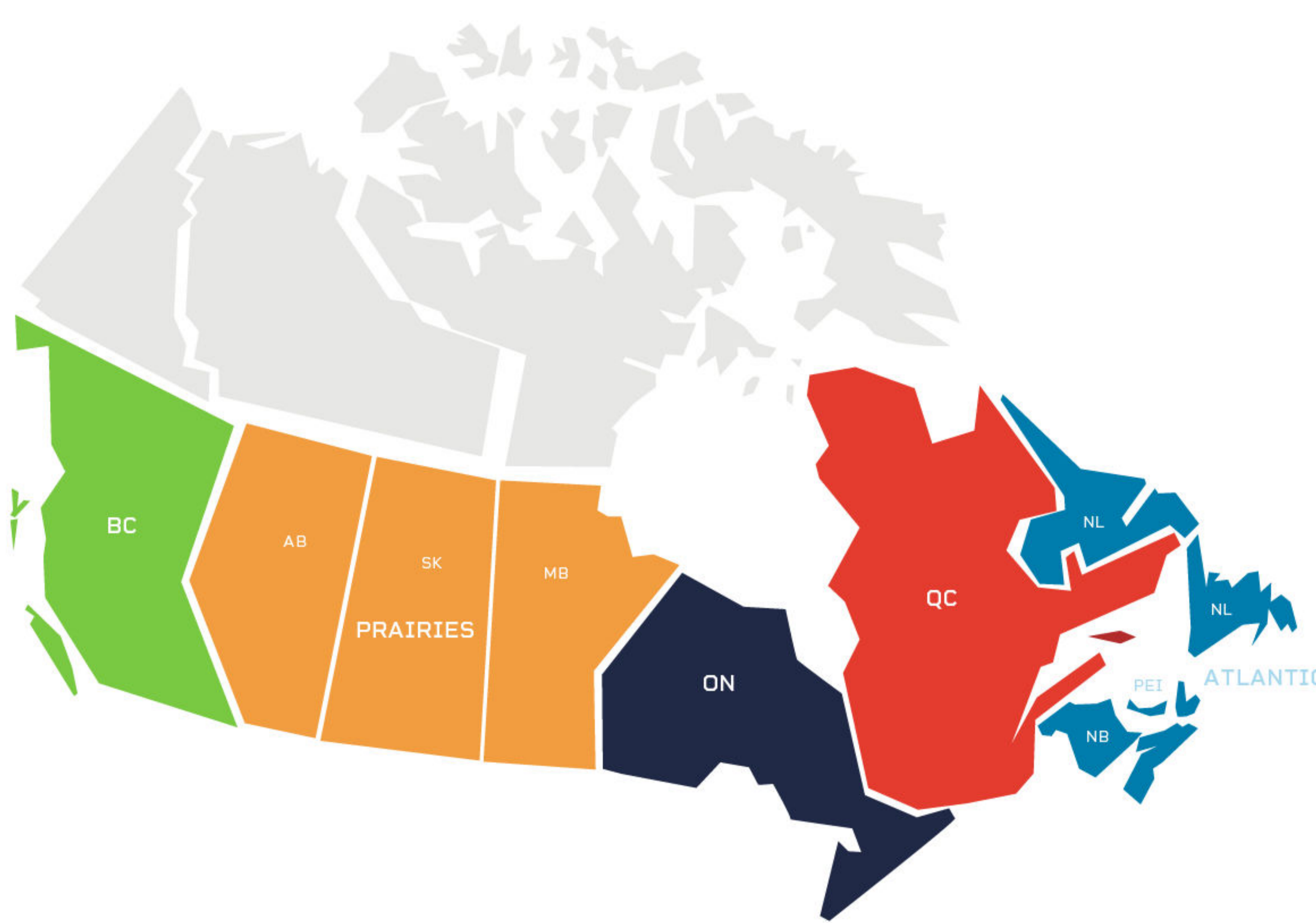
Year	Investment	Projects	Researchers	Partners
2023-24	\$43.9M	176	595	175
2022-23	\$28.3M	97	352	124

## TFRI RESEARCH GRANTS PROGRAMS: RESEARCH PORTFOLIO AT A GLANCE



2023 – 2024 Fiscal Year

### INVESTMENT PER REGION



Region	Invested	Projects*	Researchers	Institutions**
<b>BC</b>	\$7.1M	15	92	9
<b>PRAIRIES</b>	\$139K	3	61	10
<b>ON</b>	\$9.3M	24	135	20
<b>QC</b>	\$2.4M	12	36	9
<b>ATLANTIC</b>	\$269K	1	2	13

\*Many of our projects are pan-Canadian in nature and their research is conducted in more than one region. Thus, project totals shown here should not be added up, as their sum will equal more than 49, which is the total number of projects we fund through this program.  
 \*\*Many of our partners are national organizations, and are thus not counted in this regional map. The total number of Research and Funding institutions we partnered with in this program was 66.

### INVESTMENT PER FUNDING PROGRAM

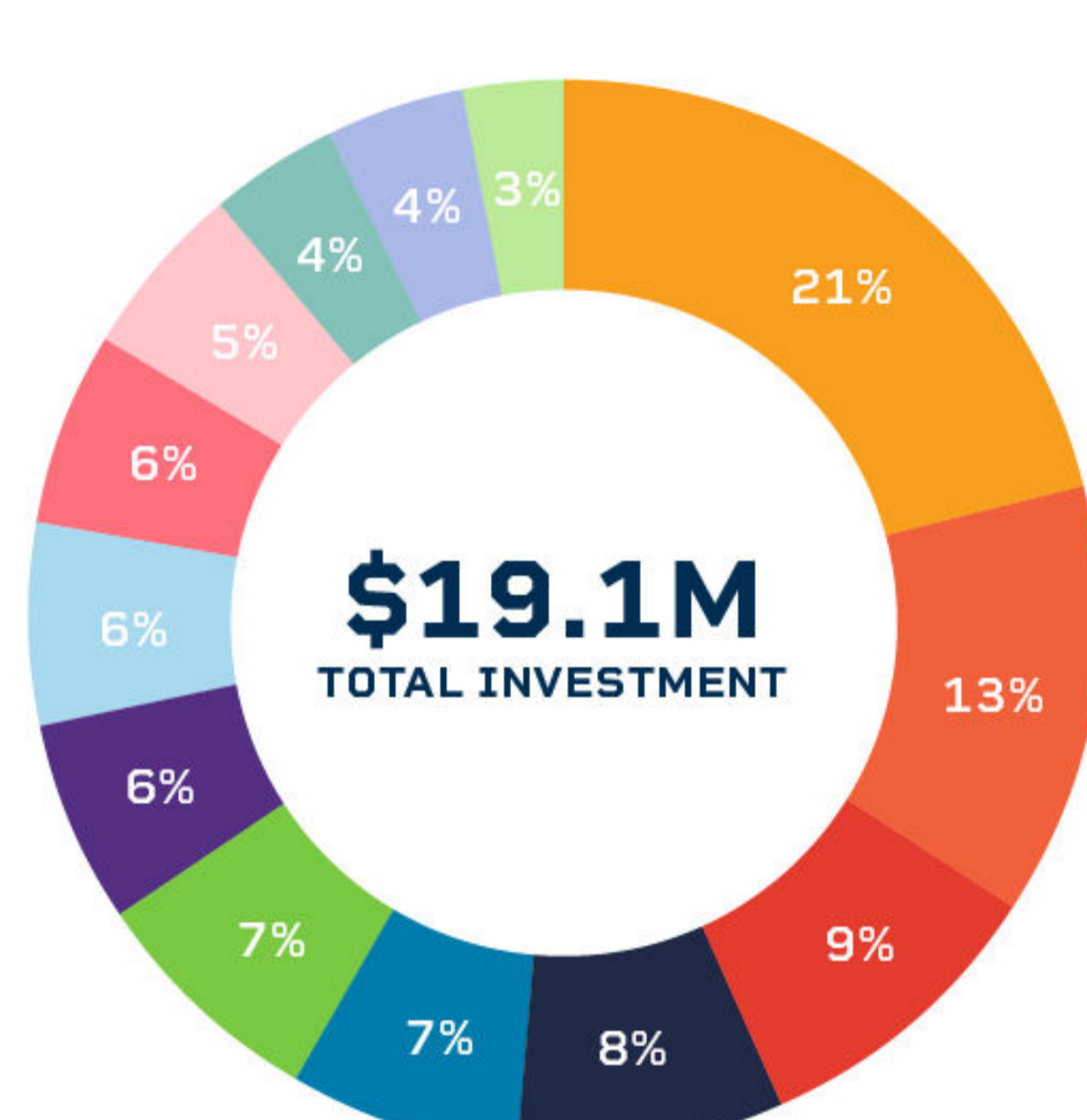
Program	Investment	Projects	Researchers
<b>Terry Fox New Frontiers Program Projects Grants (PPG)</b>	\$15.5M	19	252
<b>Terry Fox Translational Research Program</b>	\$977K	2	25
<b>Terry Fox New Investigator Awards (NI)</b>	\$1.5M	16	46†
<b>Other Programs</b>	\$822K	5	6
<b>Trainee</b>	\$167K	7	7
<b>Total</b>	<b>\$19.1M</b>	<b>49</b>	<b>272*</b>

\*A number of researchers work on several projects across program types. While these individuals are counted in more than one program type, the total number displayed at the bottom reflects the individual number of researchers we fund: 272.  
 †This program requires that each New Investigator be paired with a mentor. This count includes the mentoring researchers.

### INVESTMENT PER CANCER SITE

#### Investment by Cancer Site

Blood	\$4M
Prostate	\$2.6M
Breast	\$1.7M
Other**	\$1.5M
Brain	\$1.4M
Head & Neck	\$1.3M
Pancreatic	\$1.2M
Pediatric & Young Adult	\$1.1M
Rare Cancers	\$1.1M
All Cancers*	\$1M
Liver	\$811K
Lung	\$777K
Endometrial	\$574K



#### Number of Projects by Cancer Site

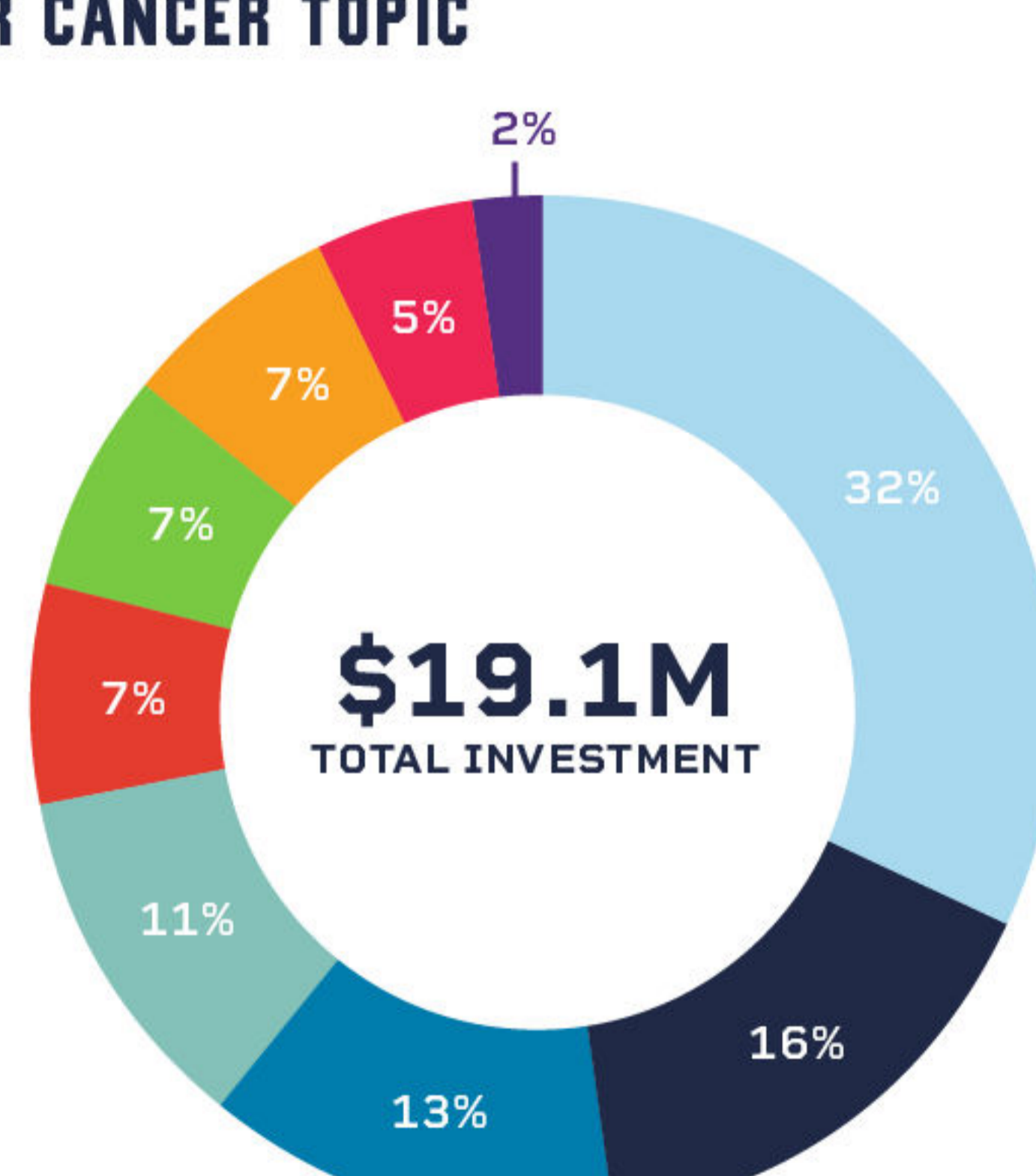


\*This category includes our investment in projects that have non-specific cancer types.  
 \*\*This category includes our investment in cancer types that received less than 3% of our annual funding, including colorectal cancers, gastrointestinal cancers, melanoma, ovarian cancers, cervical cancers, myeloma and sarcomas.

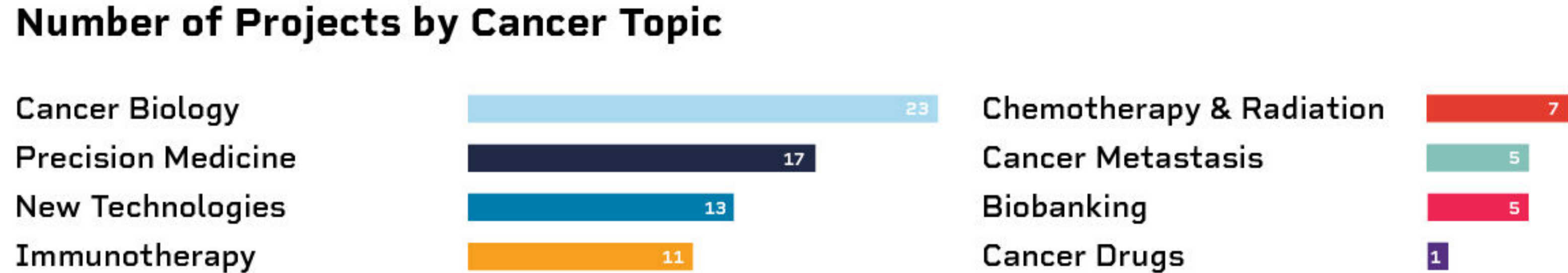
### INVESTMENT PER CANCER TOPIC

#### Investment by Cancer Topic

Cancer Biology	\$6.2M
Precision Medicine	\$3M
New Technologies	\$2.4M
Cancer Metastasis	\$2.1M
Chemotherapy & Radiation	\$1.4M
Early Detection & Diagnosis	\$1.3M
Immunotherapy	\$1.3M
Biobanking	\$935K
Cancer Drugs	\$448K



#### Number of Projects by Cancer Topic



### YEAR-TO-YEAR COMPARISON

Year	Investment	Projects	Researchers	Institutions
<b>2023-24</b>	\$19.1M	49	272	66*
<b>2022-23</b>	\$12.8M	36	260	96
<b>2021-22</b>	\$14.1M	35	268	93
<b>2020-21</b>	\$11.6M	37	385	94
<b>2019-20</b>	\$21.8M	32	261	81

\*In previous years, all institutions that partnered with TFRI on its multiple initiatives were featured in this list. Starting this year, we are breaking down this number more specifically to show the institutions participating in each of the three funding programs within our research portfolio. This number reflects the total participating in our Research Grants Programs (includes PPGs, NIs, Translational and Trainee grants).

## MARATHON OF HOPE CANCER CENTRES NETWORK [MOHCCN]: RESEARCH PORTFOLIO AT A GLANCE

**\$24.6M\***  
Total Investment  
(Health Canada via TFRI)

**\$24.1M<sup>†</sup>**  
Match Funds  
Spent

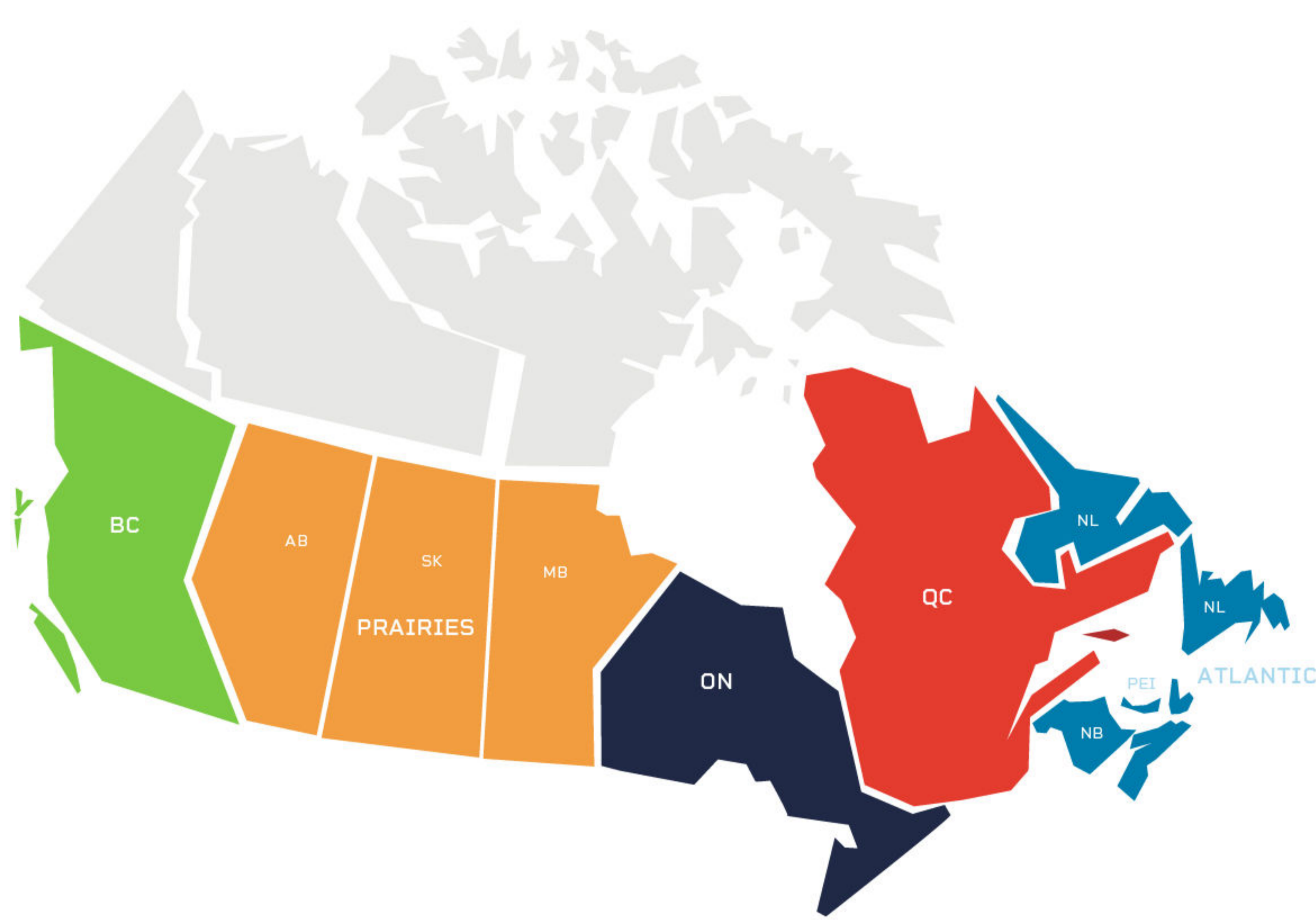


\*All investment figures presented in this document reflect funds disbursed by TFRI to Network members to support approved activities. The actual expenditure of these funds are the responsibility of Network members. Every dollar invested by TFRI must be matched by Network members from a non-federal source on a 1:1 ratio.

<sup>†</sup>Actual matching expenses incurred and contributed by participating partner institutions.

\*A number of institutions are both Network members and funding and sequencing partners. While they are counted under each category, they are only counted once in the total number of institutions.

### INVESTMENT PER REGION

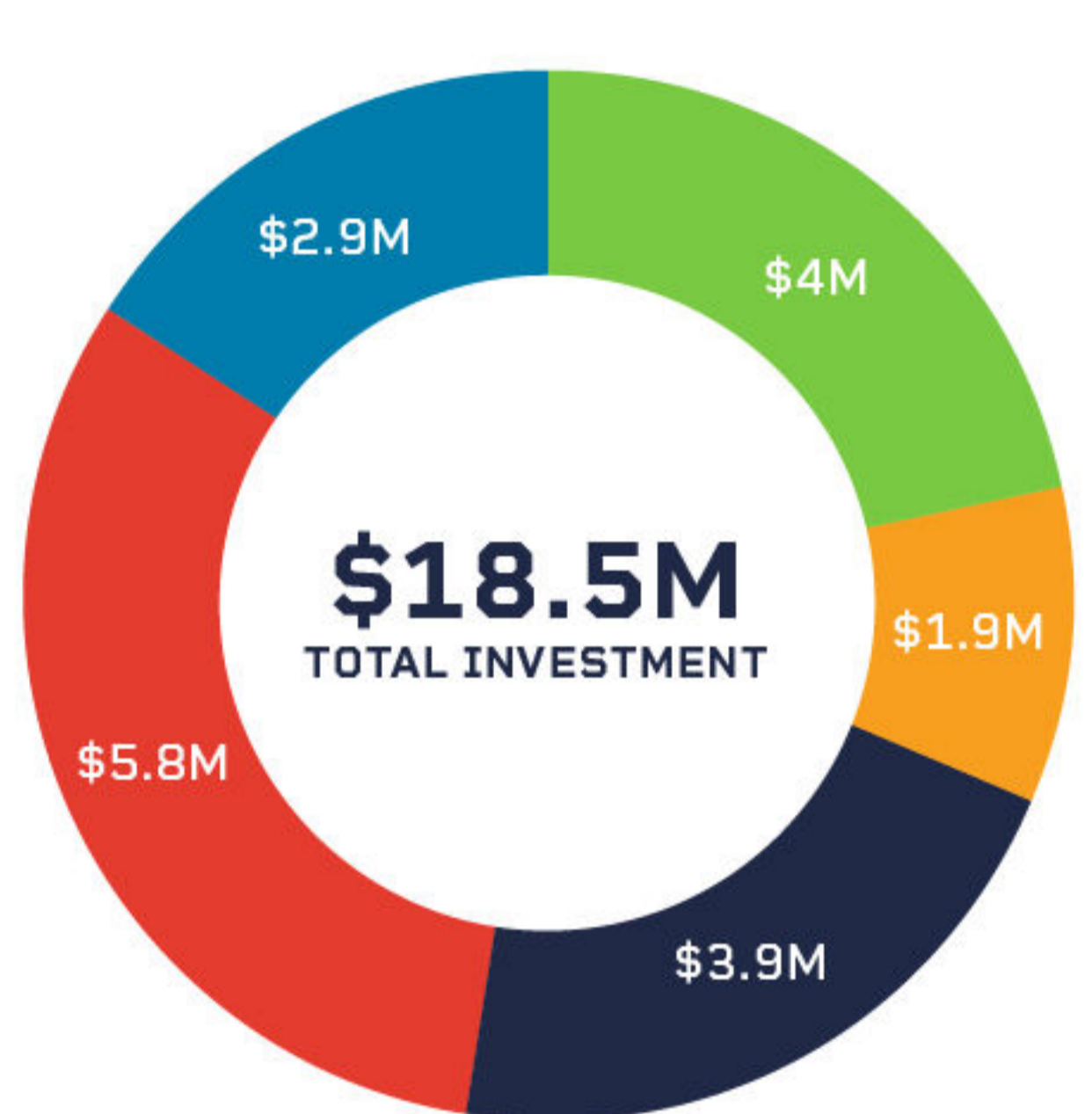


\*A number of our projects are pan-Canadian in nature and their research is conducted in more than one region. Thus, project totals shown here should not be added up, as their sum will equal more than 127, which is the total number of projects we fund.

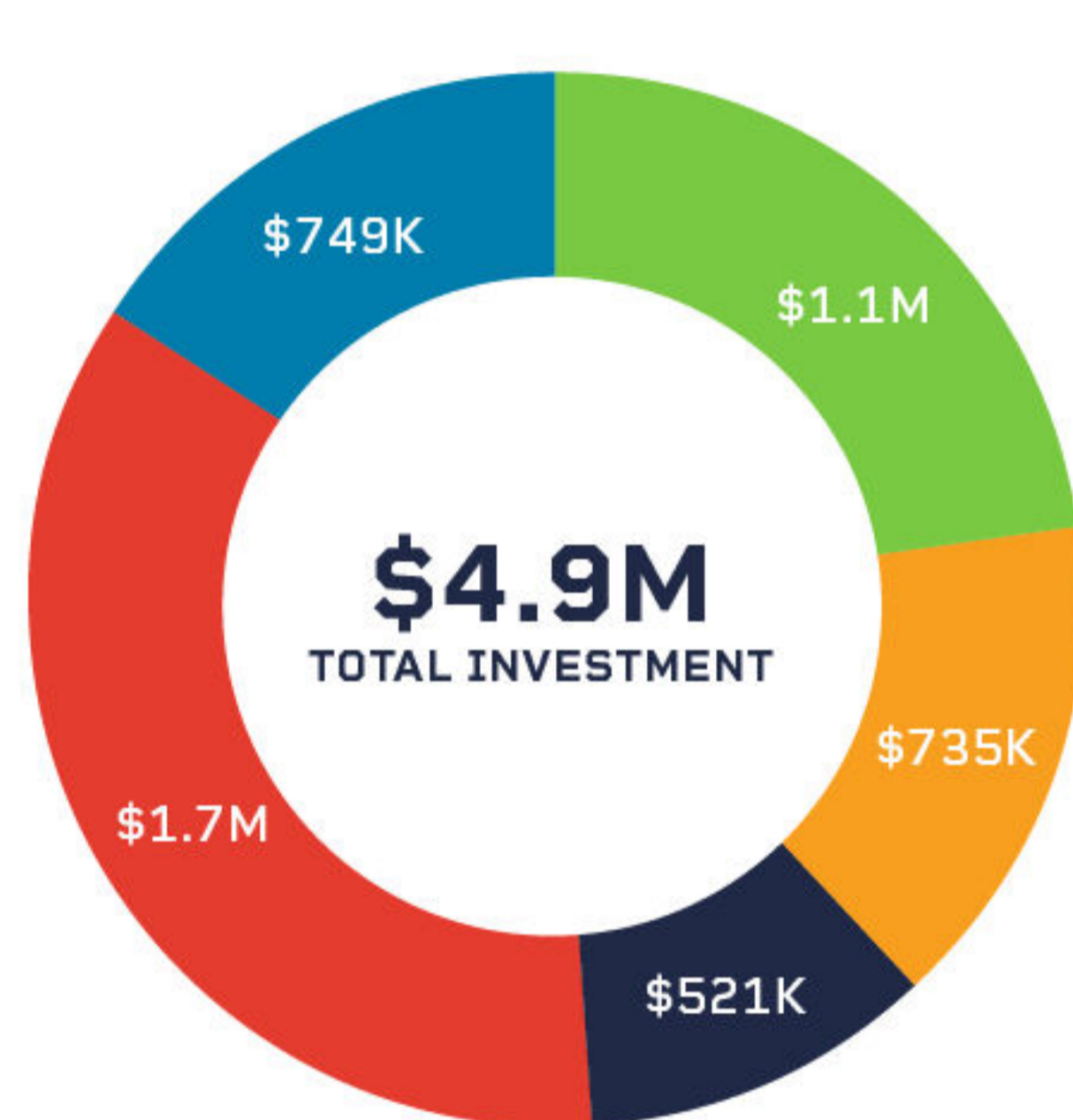
\*\*Many of our funding and sequencing partners are national organizations, and are thus not counted in this regional map. The total number of funding and sequencing institutions we partnered with in this program was 100.

### INVESTMENT PER FUNDING PRIORITY

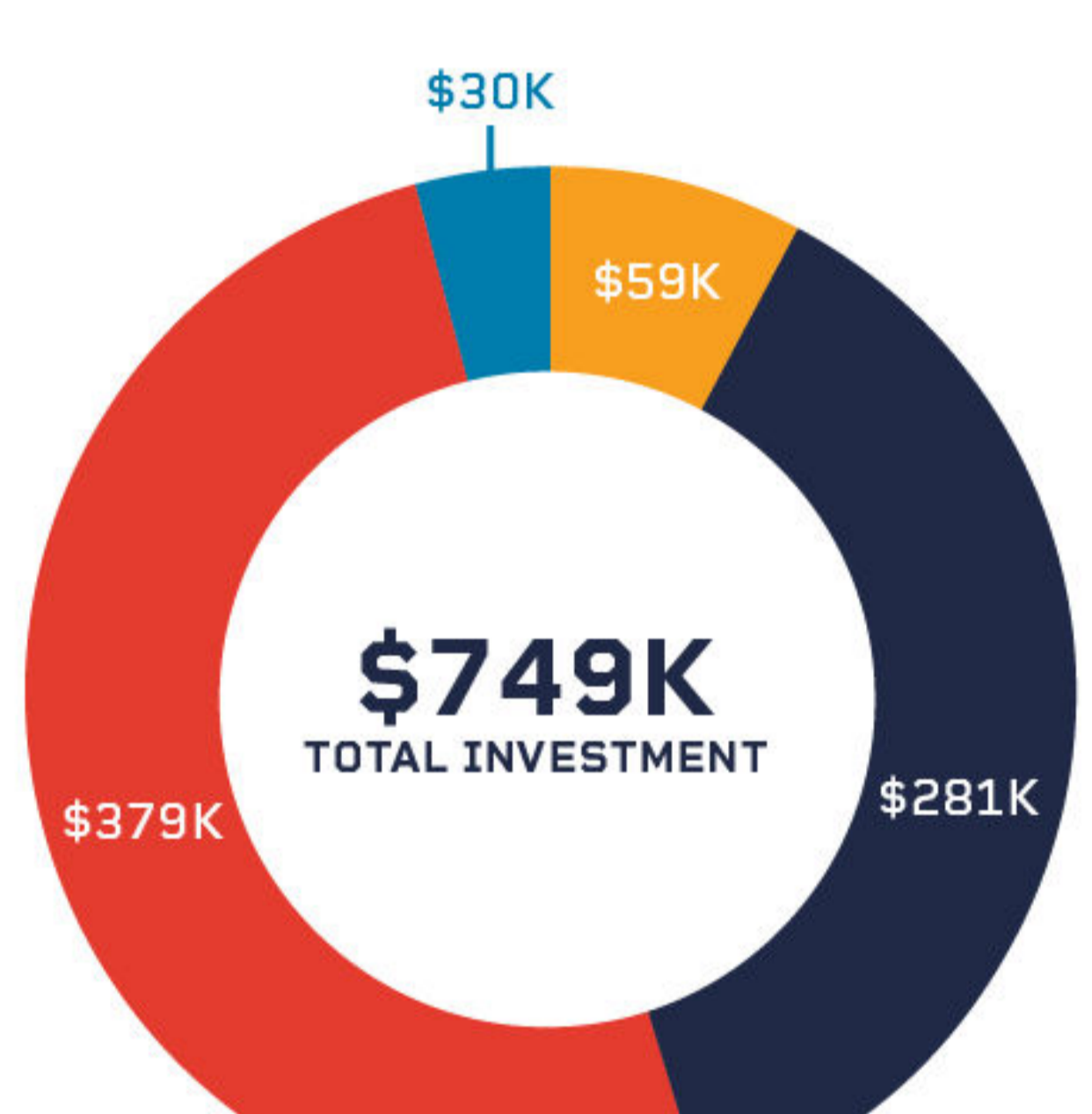
Program	Investment	Projects	BC	Prairies	Ontario	Quebec	Atlantic
Creating MOHCCN Gold Cohort	\$18.5M	99	\$4M	\$1.9M	\$3.9M	\$5.8M	\$2.9M
Innovation Infrastructure	\$4.9M	7	\$1.1M	\$735K	\$521K	\$1.7M	\$749K
Training the Next Generation	\$749K	16	-	\$59K	\$281K	\$379K	\$30K
Special Initiatives	\$463K	5	\$143K	-	\$269K	\$50K	-
<b>Total</b>	<b>\$24.6M</b>	<b>127</b>	<b>\$5.3M</b>	<b>\$2.7M</b>	<b>\$5.0M</b>	<b>\$8.0M</b>	<b>\$3.7M</b>



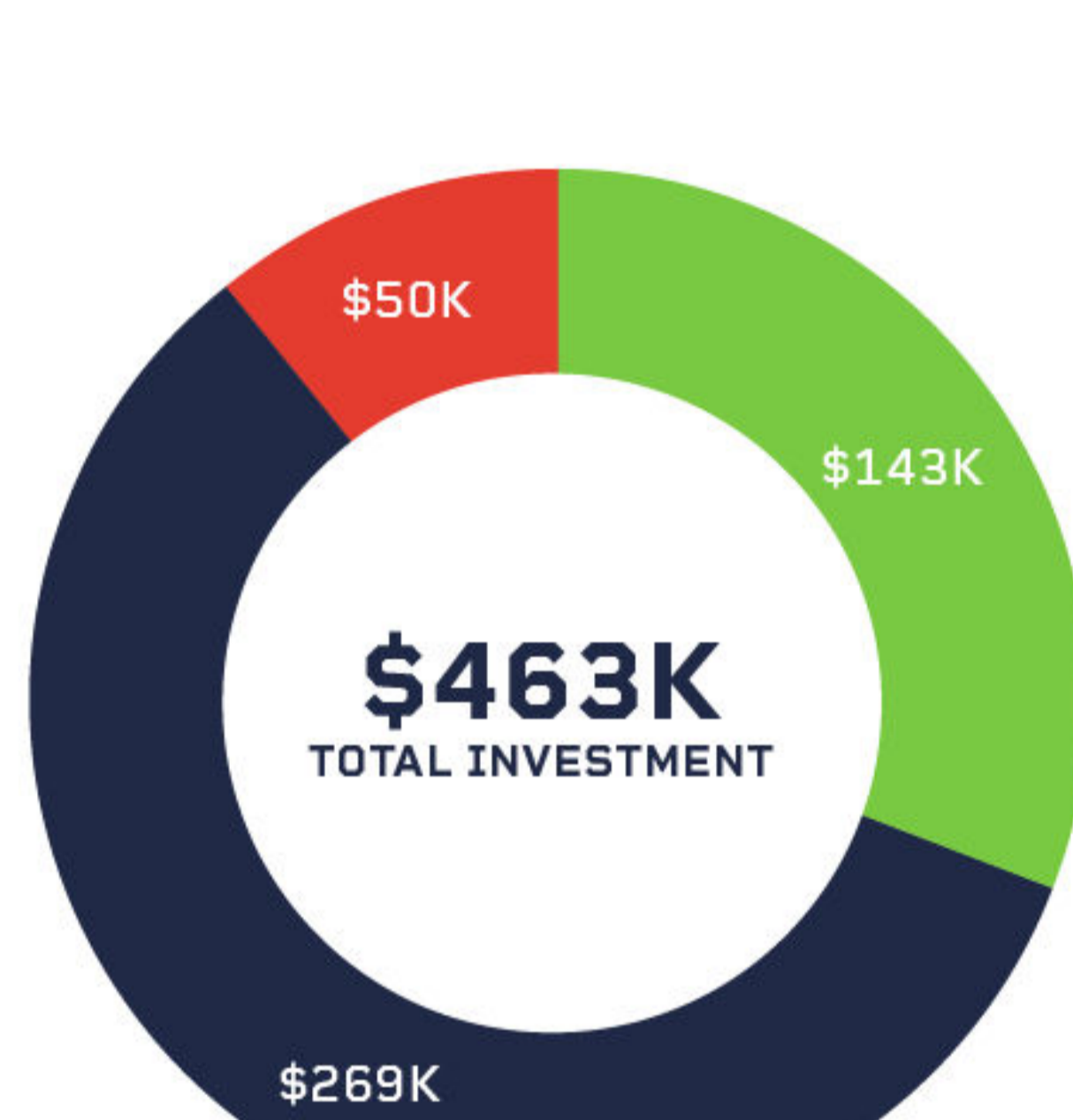
Creating the MOHCCN Gold Cohort



Innovation Infrastructure

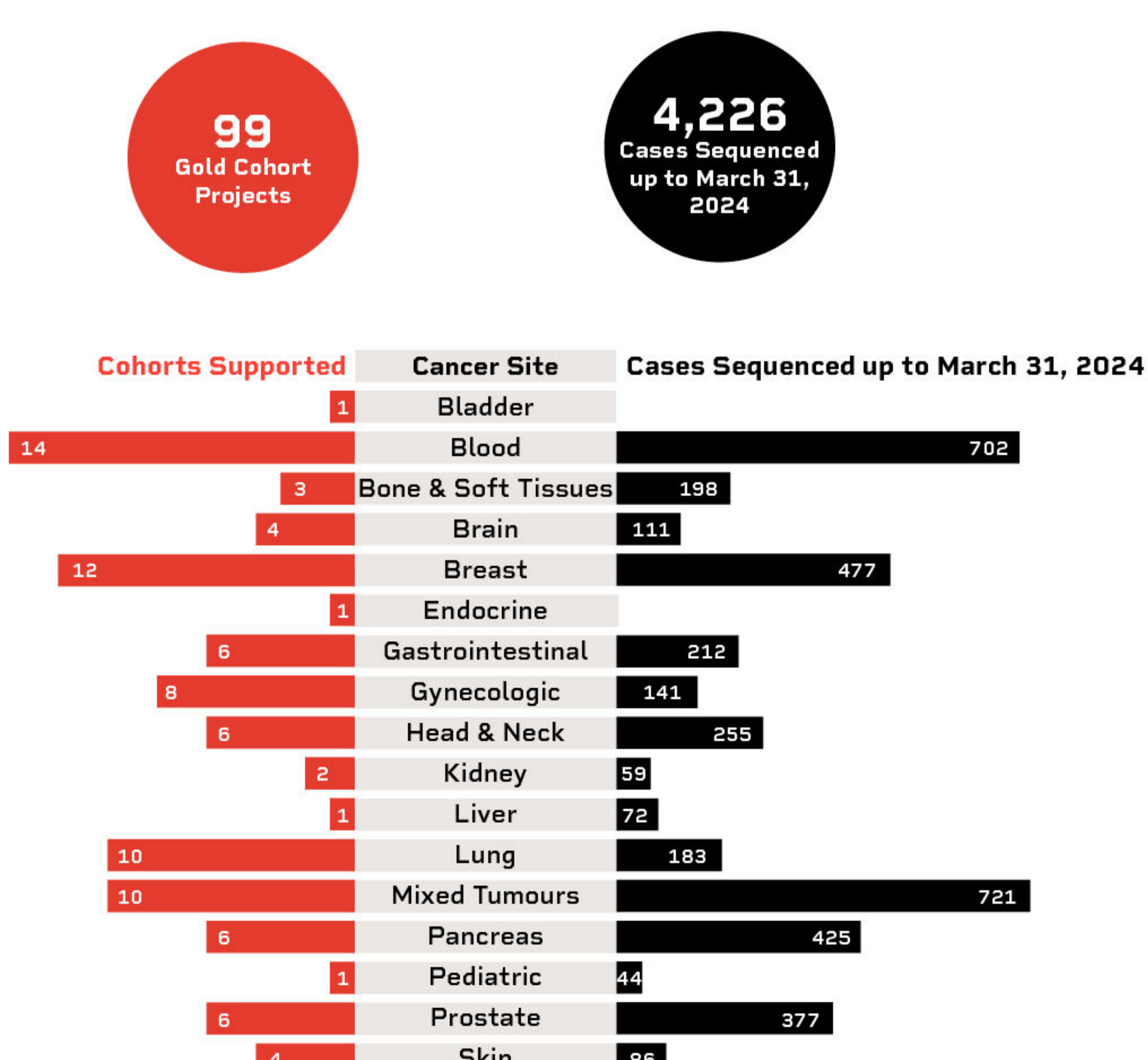


Training the Next Generation



Special Initiatives

### CREATING THE GOLD COHORT: COHORTS AND CASES PER CANCER SITE



### YEAR-TO-YEAR COMPARISON

Year	Investment (Health Canada via TFRI)	Match Funds Spent	Projects	Researchers	Institutions
2023-24	\$24.6M	\$24.1M	127	375	100
2022-23	\$15.3M	\$16.1M	61	148	25
2021-22	\$14.1M	\$10.7M	-	128	12



Digital Health &  
Discovery Platform

## DIGITAL HEALTH AND DISCOVERY PLATFORM [DHDP]: INVESTMENT

**\$200K**  
Invested

**52**  
Members

In the 2023-24 fiscal year, the Terry Fox Research Institute, via funding from Innovation, Science and Economic Development (ISED) Canada, invested \$200,000 in the Digital Health and Discovery Platform (DHDP). A key activity completed this year was the review and execution of an amendment to the funding agreement required to ensure financial support for the DHDP and a revised end date (March 31, 2027). This updated agreement solidified the role of TFRI as the lead recipient and inclusion of additional technical partners to support data sharing and analytical features of the Platform. Additional impacts of this investment include: the progressive development of technology capabilities and privacy-enhancing solutions.